

PROLINE™-SY, TYPE 12

INDUSTRY STANDARDS

 UL 508A Listed; Type 12; File Number E61997
 cUL Listed per CSA C22.2 No 94; Type 12; File Number E61997

 NEMA/EEMAC Type 12
 CSA File Number 42186: Type 12
 VDE IP55
 IEC 60529, IP55

APPLICATION

Traditional PROLINE™ -SY Modular Enclosures are designed to protect many kinds of HMI systems, including panel- or rack-mount flat screens and control panels. There are multiple configuration possibilities—simply add components to the frame to create an enclosure that meets design requirements.

FEATURES

- The top compartment is open and can accommodate a variety of front cover, door and window door options
- Solid covers with prefabricated operator interface cutouts are available
- Internal grid straps are factory installed in top compartment to provide support for operator interfaces
- Two doors, one on the lower front and one on the back of the enclosure, provide convenient access and additional protection
- The bottom door is hinged on the left and has an attractive Keylocking Flush Swing Handle
- The solid rear door permits rear access to equipment and wiring and includes a keylocking pushbutton handle
- Standard external components include solid sides, solid top and a 100-mm solid base

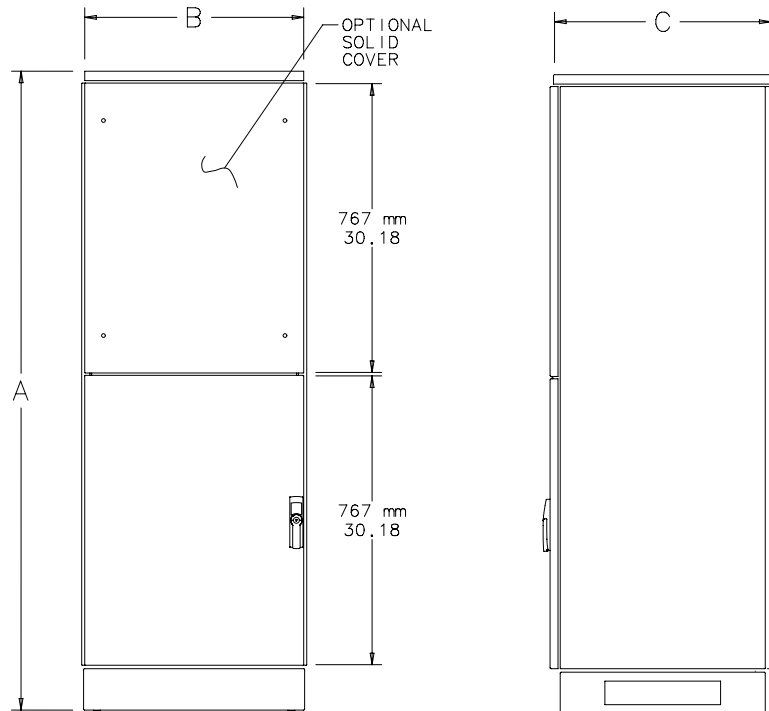
NOTES

Top and bottom door opening size:
 29.09 x 21.11 (739 x 536) on 600-mm wide
 29.09 x 28.98 (739 x 736) on 800-mm wide

BULLETIN: P20S, P20SY

Standard Product

Catalog Number	AxBxC mm	AxBxC in.	Material
PSY1666	1600 x 600 x 600	63.00 x 23.60 x 23.60	Steel
PSY1666SS	1600 x 600 x 600	63.00 x 23.60 x 23.60	Stainless Steel
PSY1686	1600 x 800 x 600	63.00 x 31.50 x 23.60	Steel

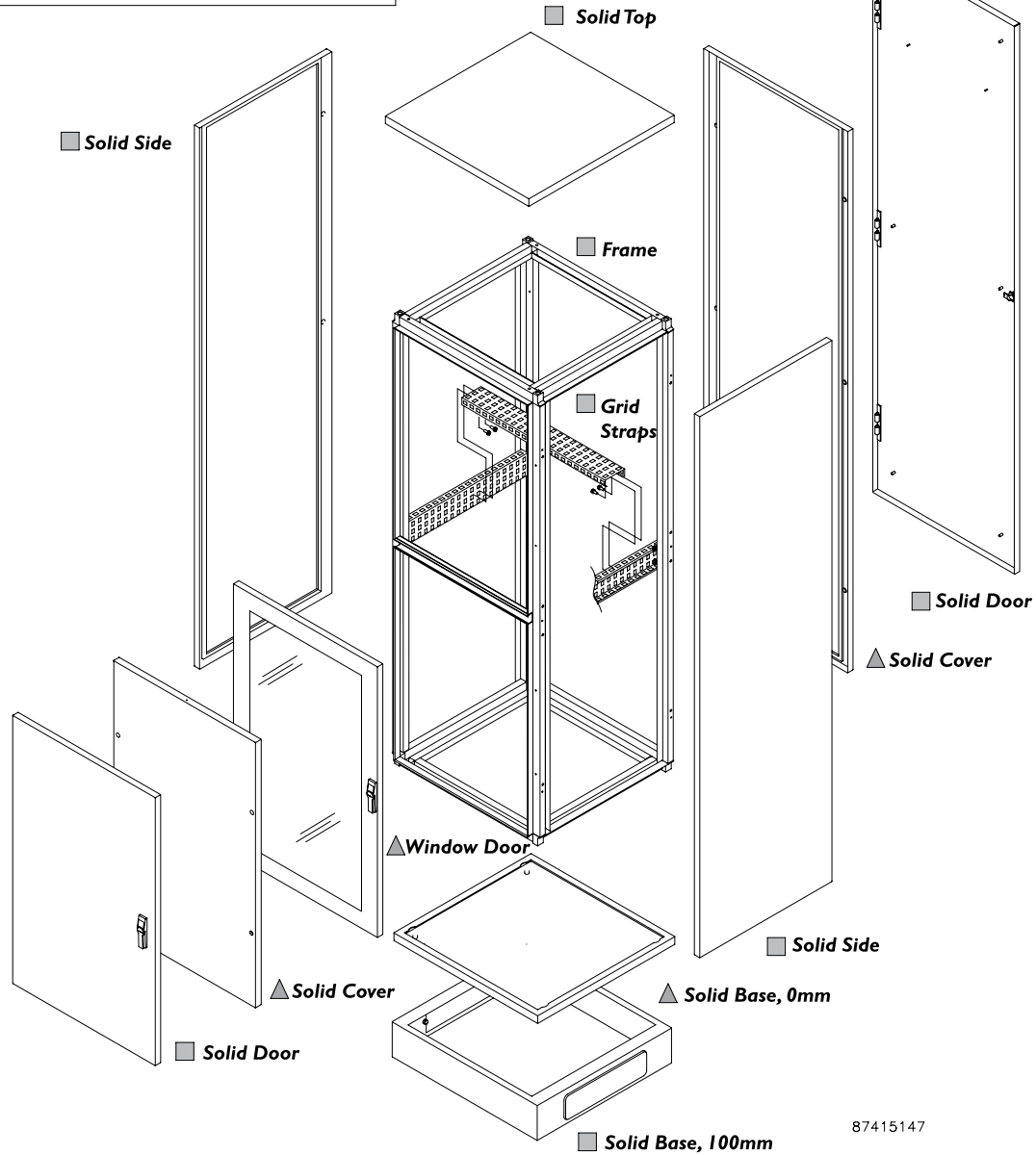


87415146

- Standard Configuration**
- Frame
 - Grid Straps, top compartment
 - Solid Top
 - Solid Base, 100mm
 - Solid Door, rear
 - Solid Sides
 - Solid Door, bottom front

- Optional Components**
- ▲ A optional components may be ordered separately. Components labeled **ALTO** may be included in an **ALTO** configuration.

NOTE:
PFSY____ frames have two front openings for top and bottom modular components.



87415147

COVERS FOR UPPER AND LOWER FRONT **A-T-O**

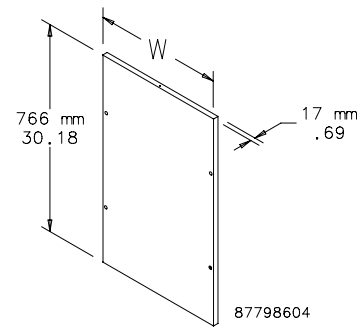
Solid steel construction. Steel cover is finished in RAL 7035 textured light-gray polyester powder paint (except stainless steel). Seamless foam-in-place gasket assures watertight and dusttight seal. Semi-flush cover screws attach cover to frame. A ground stud is provided.

Covers with openings precut for various manufacturers' HMI devices are available in 600-mm sizes. See Covers with HMI Cutouts.

BULLETIN: P20, P20S

Catalog Number	Material	Gauge	W (mm)	W (in.)	Fits SY Frame
PCS86	Steel	16	592	23.31	600 wide
PCS86SS	Stainless Steel	16	592	23.31	600 wide
PCS88	Steel	14	792	31.18	800 wide

Covers with openings precut for various manufacturers' HMI devices are available in 600-mm sizes. See Covers with OI Cutouts.

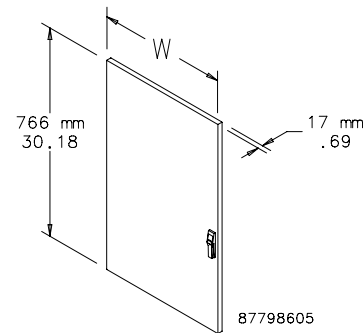


DOORS FOR UPPER AND LOWER FRONT **A-T-O**

Solid steel door with foam-in-place gasket. Steel doors are finished in RAL 7035 textured light-gray polyester powder paint (except stainless steel). Hidden hinges provide 140-degree swing from either left or right side (180-degree hinge is available). Doors have a Small Flush Bezel with tool-to-open insert. Other inserts and a Flush Swing Handle also are available. These doors accommodate the same accessories listed for PDS76R in the Solid Doors table in the PROLINE™ External Components section.

BULLETIN: P20PC, P20S

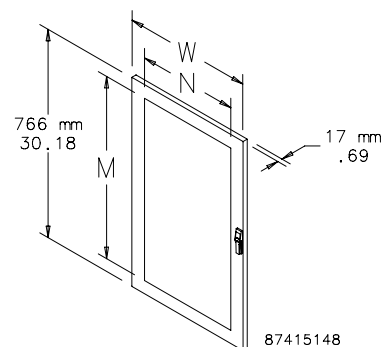
Catalog Number	Material	Gauge	W (mm)	W (in.)	Fits SY Frame
PDS86	Steel	16	591	23.27	600 wide
PDS86SS	Stainless Steel	16	591	23.27	600 wide
PDS88	Steel	14	791	31.14	800 wide



DOORS WITH WINDOWS FOR UPPER AND LOWER FRONT **A-T-O**

Window Doors are aluminum finished with RAL 7035 textured light-gray polyester powder paint (except stainless steel). Foam-in-place gaskets are provided for door and window seals. Window is .25-in.-thick and available in clear safety glass or gray-tint polycarbonate. Doors are hinged on the left. Hidden hinges have retained hinge pins. Window door has a 2-point latch system and a Small Flush Bezel with tool-to-open insert. Other inserts and a Flush Swing Handle also are available.

BULLETIN: P20, P20S



Catalog Number	Material	Window	W (mm)	W (in.)	Window Size M x N (mm)	Window Size M x N (in.)	Fits SY Frame
PDWG86	Aluminum	Glass	593	23.35	645 x 446	25.39 x 17.56	600 wide
PDWG86SS	Stainless Steel	Glass	593	23.35	645 x 446	25.39 x 17.56	600 wide
PDW86	Aluminum	Polycarbonate	793	31.22	646 x 645	25.43 x 25.39	800 wide

COVERS WITH HMI CUTOUTS **A-T-O**

Covers are 600-mm wide and are 14 gauge steel finished in RAL 7035 textured light-gray polyester powder paint. Pre-punched cutout for specific HMI devices. Seamless foam-in-place gasket. Semi-flush cover screws. A ground stud is provided.

Hoffman can provide pre-configured covers with cutouts to meet your specific requirements. Contact your local Hoffman Sales Representative for more information.

BULLETIN: P20SY

Catalog Number	Manufacturer One	Manufacturer Two	Pre-Cut for Manufacturer One's Model	Pre-Cut for Manufacturer Two's Model	Approx. HMI Weight for Manufacturer One (lb.)	Approx. HMI Weight for Manufacturer Two (lb.)
PCSK19	Allen-Bradley		T60		71	
PCSK4	Allen-Bradley	Xycom	T70 (1784-T35; 1784-T30A, C)	2050/60; 9450; 9475; 9485; 9486; 9403	27	
PCSK5	Allen-Bradley		PanelView 1200e / 1200 TouchScreen		33	
PCSK6	Allen-Bradley		PanelView 1200e / 1200 / 1400e Keypad		46	
PCSK26	Allen-Bradley		PanelView 1400e TouchScreen		45	
PCSK30	Cutler-Hammer IDT	Modicon	PanelMate 4200 (monitor & keyboard)	PanelMate Plus 4200 (monitor & keyboard)	55	55
PCSK27	Cutler-Hammer IDT	Modicon	PanelMate 4000 TouchPanel	PanelMate Plus 4000	55	55
PCSK25	Cutler-Hammer IDT	Modicon	PanelMate 4000 TouchScreen	PanelMate Plus 4000 TouchScreen	52	52
PCSK22	Cutler-Hammer IDT	Modicon	PanelMate Compact	PanelMate Compact	22	22
PCSK11	Nematron		IWS-10x3, -15x3, 20x3, 25x3		22	22
PCSK13	TCP		SmartScreen (color)		22	22
PCSK16	Xycom		2000		22	22

See Catalog No. PCS86 in the Covers for Upper and Lower Fronts table for dimensions.